




TALK IT OVER PRESCHOOL

Who Is He?
Week One

Hey Parents! This week your child learned about the early childhood of Jesus. He likely had many of the same interests as your child. Review the following questions with your child this week to reinforce the idea that though God was fully man and fully God, He was a kid just like them!

1. What do you like/not like to do?
2. Did Jesus obey His parents?
3. How can you obey your parents?





Jesus in the Temple
Luke 2:41-52




WHO IS HE?

EARLY CHILDHOOD CRAFT | LESSON 1

FIND JESUS

This week we are teaching the children about the Bible story of Jesus in the temple. We want them to know that Jesus was a child just like them! To help the children understand this concept, they will each color their Jerusalem picture. Then, when ready, lift the flap to help the children find the objects and Jesus. This will help reinforce specific parts of the Bible story as well.



DIRECTIONS

PREP BEFORE SERVICE

1. Print out the Temple and Found Objects printable on white paper.
2. Cut Temple printable on the dashed lines around the jug, door, basket & wheel.
3. Glue the Temple printable onto the Found Objects printable.

DURING THE SERVICE

1. Distribute crayons to each table.
2. Pass out the Where is Jesus printable and write the child's name on the back of their paper.
3. Invite the children to color the scene.
4. Remind the children that Jesus was a child just like them. Also tell them about how Jesus' parents could not find Jesus after they left the temple. Then show them how to lift the flap to find the objects and Jesus. Remind them that His parents eventually found Jesus!



Jerusalem
& Found
Objects
printables



White
paper
Suggested –
11 x 17



Scissors



Crayons



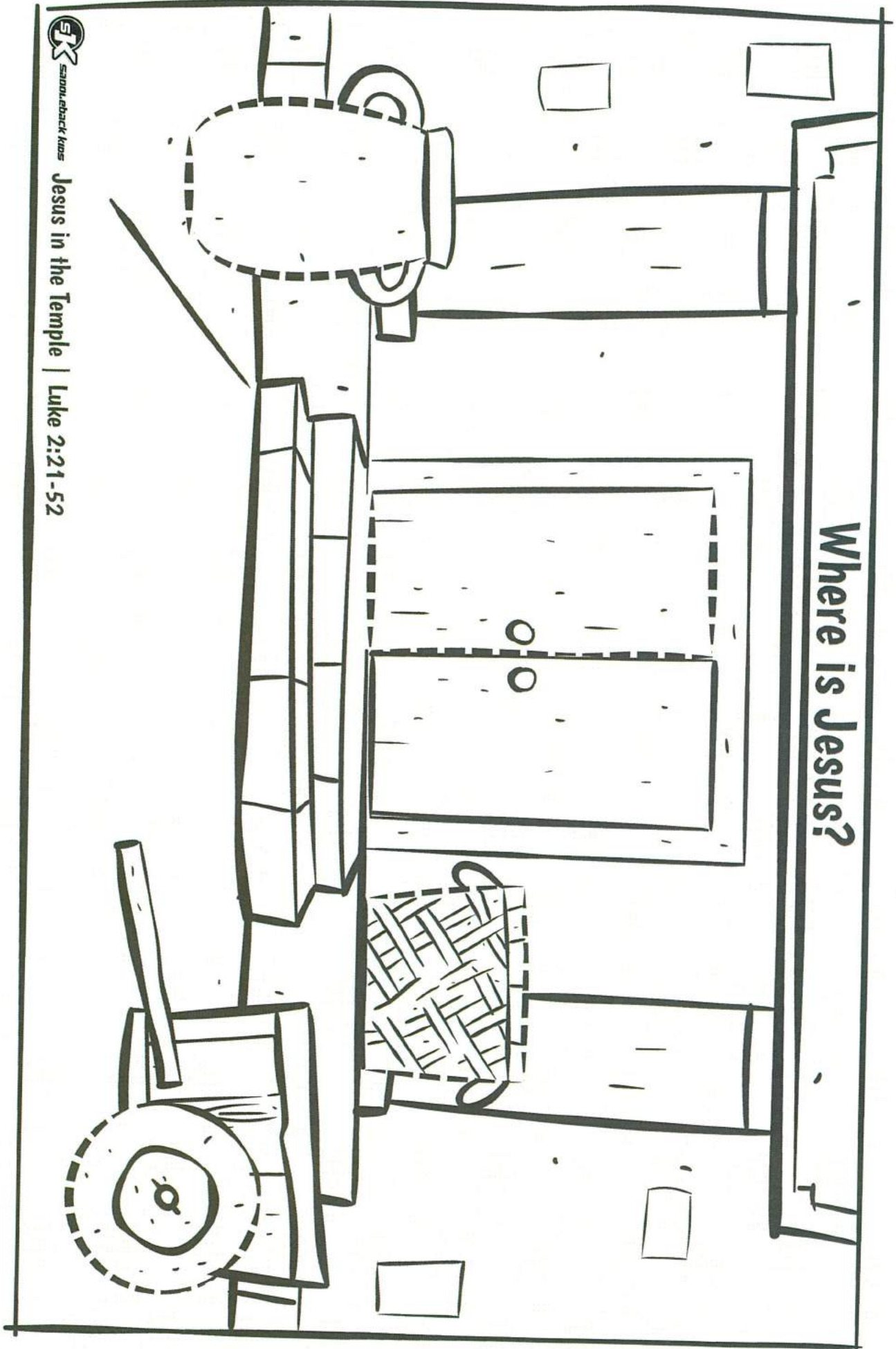
Writing utensil

SUPPLIES NEEDED

TEACHING OBJECTIVE

Jesus was a child just like me!

Where is Jesus?



Sam's Back has

Jesus in the Temple | Luke 2:21-52

